

Additional Support Clinic – South

The Tasmanian Government, together with Aspen Medical, are running a COVID-19 vaccination clinic at **Blundstone Arena (15 Derwent Street, Bellerive)** providing additional support for:

- People living with disability and mental illness
- Carers of people living with disability and mental illness
- Disability support workers.

This is a guide about:

- Booking an appointment at the additional support clinic
- What to expect at your appointment
- How to get to your appointment by bus or where to park.

Your vaccination appointment

Booking your appointment

- You can make an appointment by calling the Public Health Hotline on **1800 671 738**.
- Tell the person who answers that you want to book into the *Additional Support Clinic - South*.
- There will also be a 'Quiet Clinic' on Friday, 16 July and will be slower paced and a lower sensory experience.

Before you come to your appointment

- Print out and complete a consent form from this website: [COVID-19 vaccination – Consent form for COVID-19 vaccination | Australian Government Department of Health](#).
- Pack your Medicare card to bring with you.
- At your appointment you will be asked to book the appointment for your second vaccination dose. You may want to bring a diary with you to plan and write down your appointment.
- Ask a support person to come with you if you would like.
- Plan your journey to the vaccination centre (please see attached map and main bus routes).
- Your vaccination **may take up to an hour**. You might like to bring something quiet to do while you wait.

At your appointment

When you arrive at the Blundstone Arena clinic, you will be greeted by staff and shown where to enter the building.




Image: Entry gates into Blundstone Arena

Before you enter the clinic you will be asked to read a health screening poster to make sure you are well and can enter.

STOP

Do not enter this facility if you:

- Have COVID-19.
- Have been instructed to quarantine or isolate, and your quarantine or isolation period has not yet ended.
- In the last 14 days, have been outside Tasmania in any areas or premises declared high or medium risk for COVID-19
- In the last 14 days, have had contact with someone known or suspected to have COVID-19
- Have cold or flu-like symptoms such as fever, shortness of breath, a cough or a sore throat.

KEEP ON TOP OF COVID

Public Health Hotline **1800 671 738**
www.coronavirus.tas.gov.au

Tasmanian Government

Image: Stop before you enter poster



Image: Foyer area in Blundstone Arena

- If you have already filled out a consent form, you will be asked to hand this over.
- If you haven't already filled out a consent form, you will be asked to fill out a form at your appointment. If you have brought someone with you to the clinic, they can help you fill out the form. A staff member can also help you.
- Your personal information, like your name and date of birth, will be entered into a computer by a staff member.
- You will be asked to sit in a waiting area until a staff member tells you it is your turn. You might like to bring something quiet to do while you wait.



Image: Waiting area you will sit in before getting vaccinated

Receiving the Vaccination

- When it is your turn to be vaccinated, a staff member will ask you to go with them to the nurse immuniser to receive your vaccination. **You can bring your support person with you.**
- The nurse will ask you to confirm your full name and date of birth and go through the medical questions on the consent form with you. They will check you are happy to receive the Pfizer vaccination. If you are non-verbal, you can point to yes or no on the card or use your preferred augmentative and alternative communication (AAC).
- Let the nurse know if you are feeling worried about the vaccination.
- The nurse will explain any potential side effects and how the vaccine works in your body (you can indicate that you understand what they are saying by nodding your head or indicating yes on preferred AAC).
- You can ask any questions you may have.
- You will be asked which arm you want the vaccine in (you can point to your preferred arm).
- The nurse will stick a needle in your arm to deliver the vaccine.

After the Vaccination

- The nurse will put a band aid on your arm once you have had the vaccine. You will need to leave this on your arm for 1-2 hours.
- You will be offered a lollipop after your vaccination if you want one.
- You will get a sticker with a time written on it.



Image: Vaccination sticker



Image: Waiting area you sit in after getting a vaccination

- You will be asked to sit in a separate waiting area where you will be observed for 15 minutes to check you don't have a reaction to the vaccine.
- If you feel unwell, let a staff member know and they can guide you into a separate room where you will be checked on.

Booking your second appointment

- After 15- 30 minutes of waiting after you get vaccinated, you will be asked to speak to another staff member to book your second appointment.
- They will ask you to come back to Blundstone Arena in 21 days for you next appointment and will work out the best time for you.
- They will write the appointment down on a card for you to take home. (It might be good to have your diary with you to check when you are available to come back).
- Then you can leave the clinic.

Catching the bus to Blundstone Arena

Starting Point	Destination	Instructions for finding a bus using Google Maps	Bus numbers to catch to the Eastern Shore
Metro Springfield Stop A, Derwent Park	Stop 10 Clarence Street, Bellerive	<ul style="list-style-type: none"> • Go to Google Maps • Type in Metro Springfield Stop A Derwent Park as your starting point • Type in Blundstone Arena as your destination (last stop) • Select a Depart time • Refine your search/route options 	601, 615, 625, 634 – buses leave approximately every 10 minutes Note: 616 is from Rosny Park Interchange – destination stop in Church Street
Kingston Park & Ride (A) Kingston Channel Highway (B)	Stop 10 Clarence Street, Bellerive	<ul style="list-style-type: none"> • Go to Google Maps • Type in Kingston Park and Ride OR Kingston Channel Highway • Type in Blundstone Arena as your destination (last stop) • Select a Depart time • Refine your search/route options 	407-417, 500, 710, 712-719 – Kingston via Southern Outlet 422, 426, 427, 428, 429 – Kingston via Taroona

Catching a bus into Hobart City

- Buses do not run directly to Blundstone Arena.
- You may need to catch at least two buses to get to the Blundstone Arena clinic.
- From your regular bus stop, catch a bus into Hobart city. This may mean via the Metro Interchange in Derwent Park, Kingston Park & Ride (A) or Kingston Channel Highway (B), or your regular bus may go directly into the city.
- You will need to change buses at the Collins Street City Interchange and catch a second bus to the Rosny Park Interchange A. Buses leave from Hobart to Rosny approximately every 10 minutes.

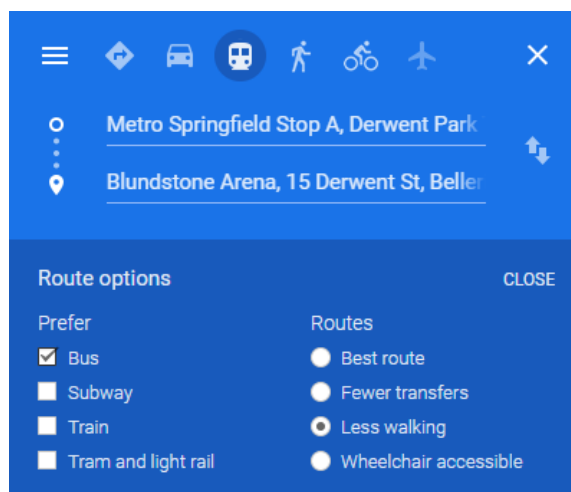
Find the best bus route

Go to www.metrotas.com.au and look at the following routes:

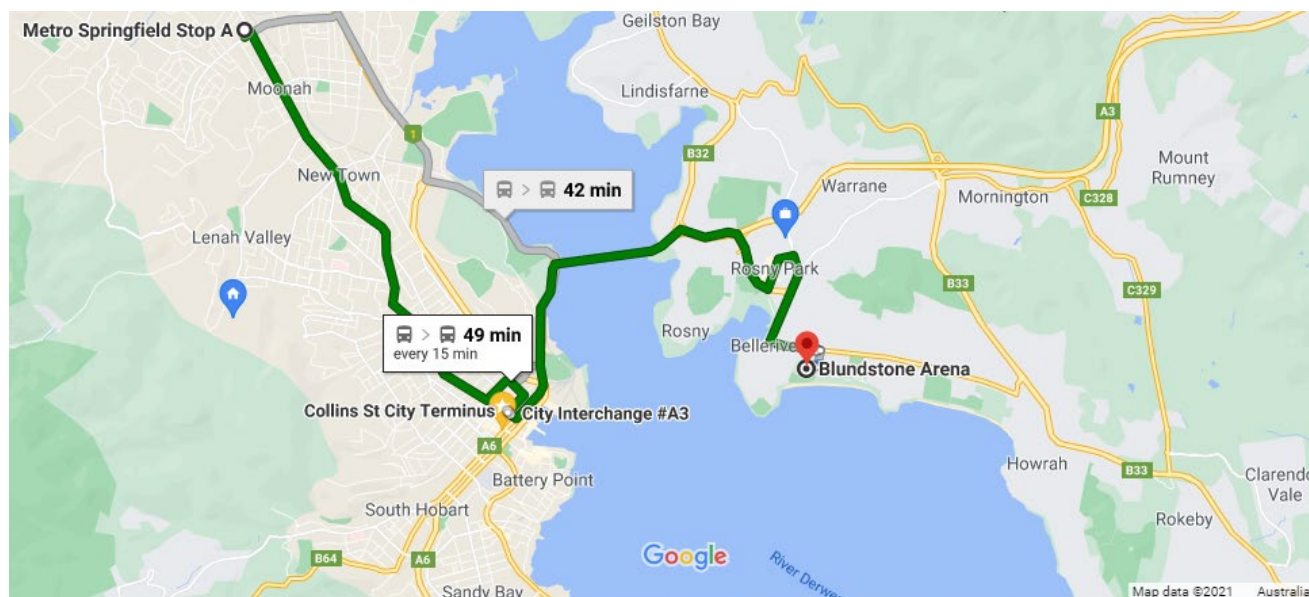
- Turn Up and Go (East) – Routes 601 - 646
 - Buses leave every 10 minutes however the closest bus stop requires about a 400 metre walk to the arena.
- Tranmere – Routes 605, 614, 615, X15, 616, X16
 - Route 616 leaves Rosny every hour (on the hour) and travels down Scott Street. Get off at Bus stop # 20 Church Street. It is a shorter walk to Blundstone Arena however the buses only run hourly.

You can also use Google Maps to find a bus route to get to the clinic. Go to maps.google.com

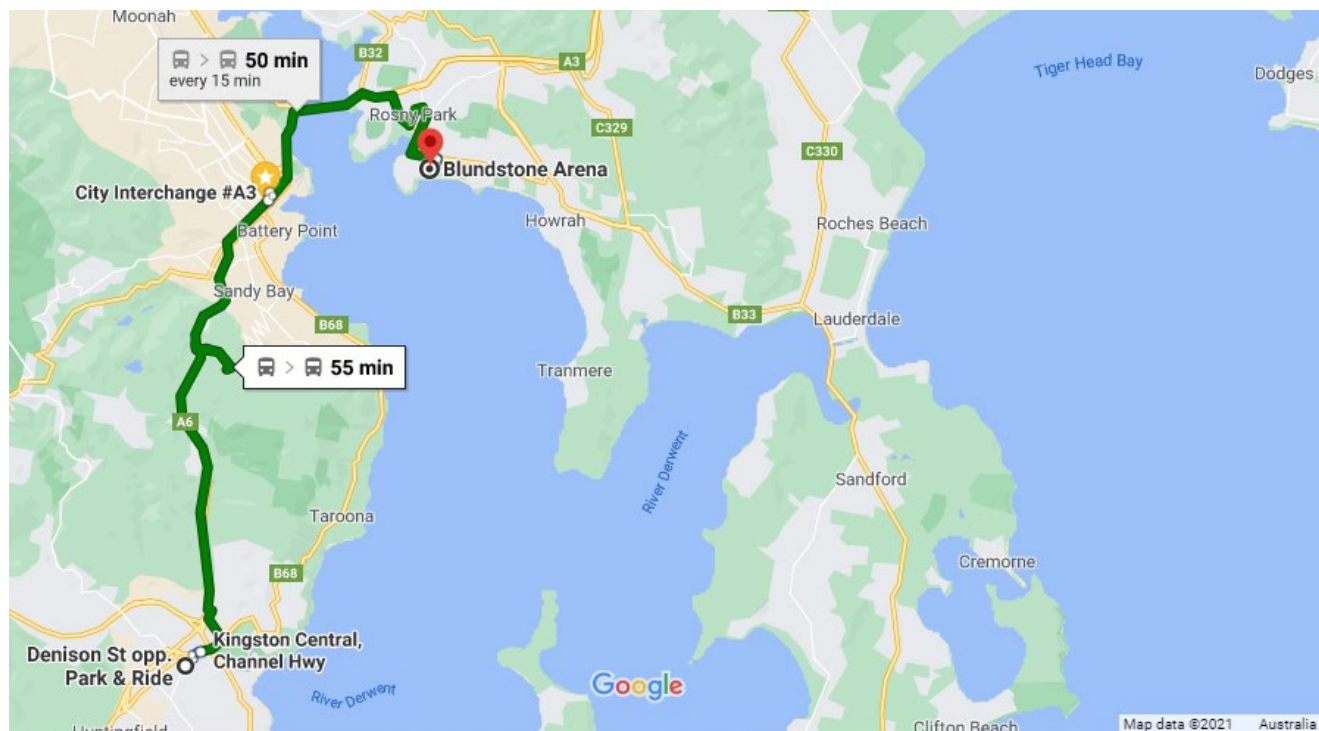
Example search in Google Maps



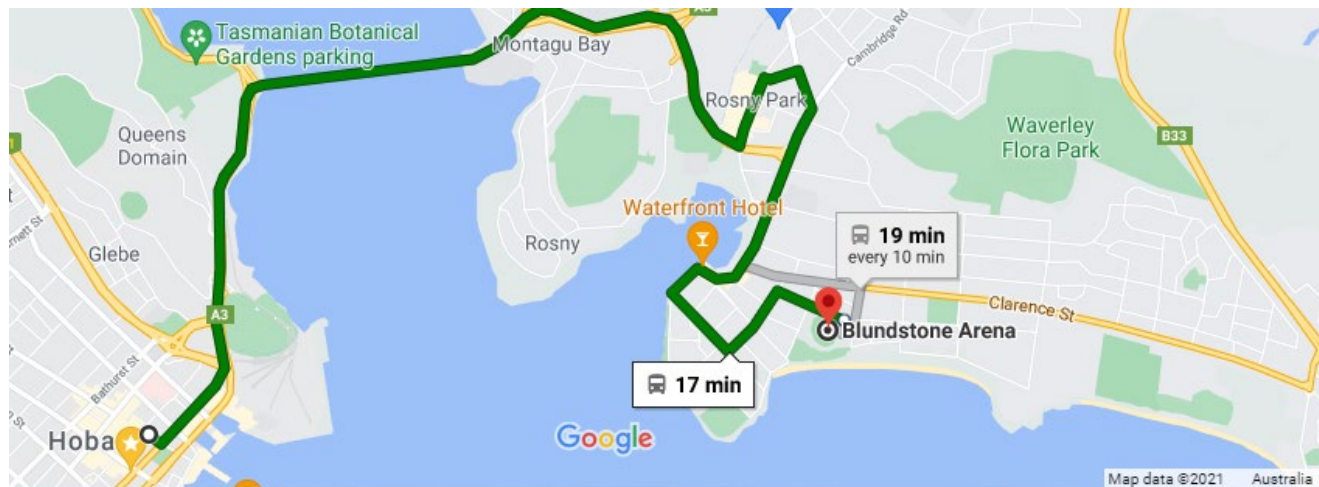
Example bus route from Metro Interchange, Derwent Park to Blundstone Arena



Example bus route from Kingston Park and Ride to Blundstone Arena



Example bus route from Collins Street City Interchange to Blundstone Arena



Destination - Bus stop 10 – Clarence Street, Bellerive

Get off at bus stop 10. Cross the street at the controlled intersection/traffic lights.




After crossing at the traffic lights, walk down Beach Street. Turn right into Church Street and then left into Derwent Street. Continue along until you get to the entrance.



Entrance at Gate 2, 15 Derwent Street (near Hurricanes Café)

There is a lift to gain access to the arena.



Parking at Blundstone Arena

There is parking at Blundstone Arena in front of the park. Enter this car park off Derwent Street.



DISCLAIMER: This document is intended as a guide only. Some images have been sourced using Google Maps and are included as examples. Bus timetable details may be subject to change.

July 2021 v.10